

Scaled data based on original data using  
LM-79-08 Approved Method: Electrical and Photometric Measurements of Solid-  
State Lighting Products

Test Report Prepared for  
Cooper Lighting Solutions  
(formerly Eaton)

Brand: McGRAW-EDISON

Report Number: P227909

Luminaire Tested: **ISC-AF-600-LED-E1-T4FT-7050**

Issue Date: 3/3/2020

**Test Information**

Test Method: LM-79-08  
Report Number: P227909  
TEST IS SCALED FROM IESNA LM-79-08 TEST DATA (P29760)  
Test Lab: INNOVATION CENTER-P2  
Issue Date: 3/3/2020  
Manufacturer: COOPER LIGHTING SOLUTIONS (FORMERLY EATON)  
Product Line: MCGRAW-EDISON  
Catalog Number: ISC-AF-600-LED-E1-T4FT-7050  
Description: IMPACT ELITE LED CYLINDER LUMINAIRE  
LIGHT SQUARE WITH ACCULED OPTICS-TYPE IV FORWARD THROW  
Light Source: (16) 5000K CCT, 70 CRI LEDs  
Ballast/Driver: ELECTRONIC DRIVER

**Summary**

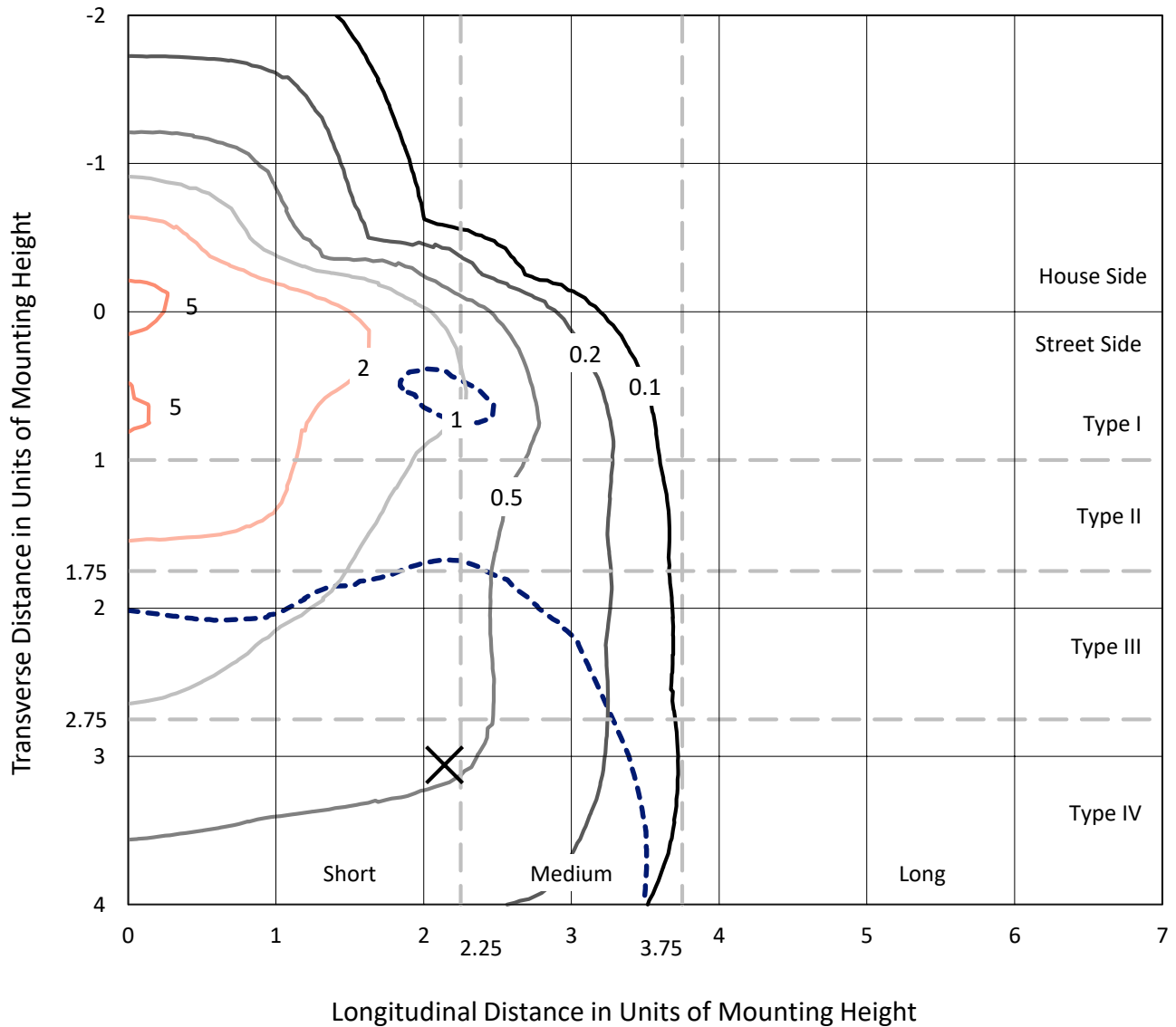
Lumens per Lamp: N/A  
Luminaire Lumens: 3866 lumens  
Efficiency: N/A  
Efficacy: 114.7 lumens/watt  
Luminous Opening: Rectangular (W 0.5' x L: 0.5' x H: 0')  
IES Classification: Type IV - Short - Non-Cutoff  
BUG Rating: B1 - U0 - G1  
  
Input Watts (W): 33.7  
Input Voltage (V): 120  
Input Current (Ain): NR  
Voltage Rise (V): NR  
Power Factor: NR  
Total Harmonic Distortion (THDi): NR  
Frequency (hertz): 60  
Stabilization Time: NR  
Operation Time: NR  
Ambient Temperature (°C): NR  
Test Distance: 25 FT



REPORT NUMBER: P227909  
 CATALOG NUMBER: ISC-AF-600-LED-E1-T4FT-7050

### Iso-Footcandle Lines of Horizontal Illumination

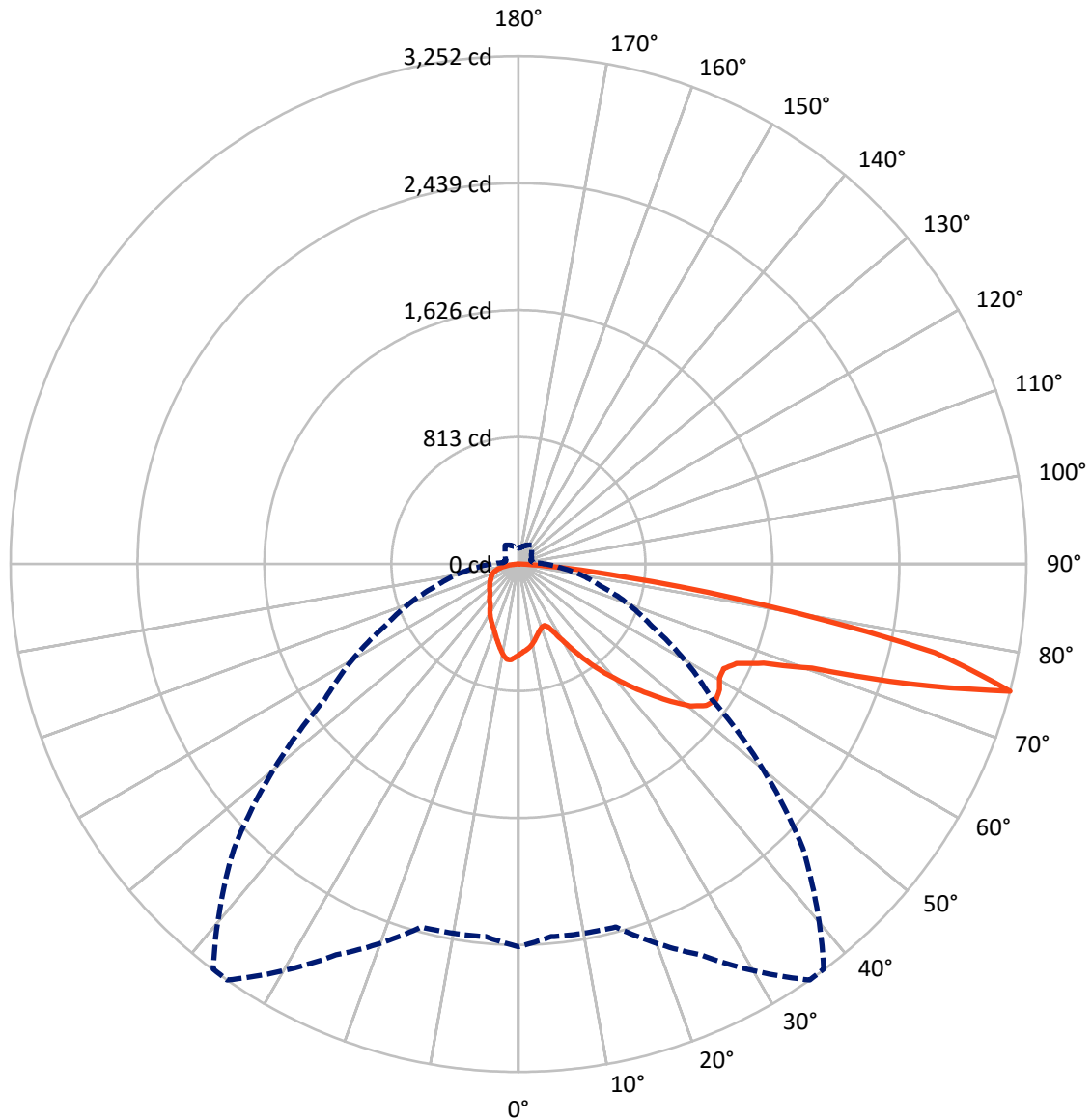
✕ Max cd  
 - - - 1/2 Max cd



Based on 10 foot mounting height. Maximum calculated value = 5.9 fc  
 Type IV - Short - Non-Cutoff

REPORT NUMBER: P227909  
CATALOG NUMBER: ISC-AF-600-LED-E1-T4FT-7050

### Luminous Intensity Polar Plot



— Vertical Plane Through 35-Deg Lateral      - - - Horizontal Cone Through 75-Deg Vertical

REPORT NUMBER: P227909

CATALOG NUMBER: ISC-AF-600-LED-E1-T4FT-7050

**FLUX DISTRIBUTION:**

		Downward	Upward	Total
<b>House Side</b>	Lumens	775.9	0.0	775.9
	% Fixture	20.1	0.0	20.1
<b>Street Side</b>	Lumens	3090.1	0.0	3090.1
	% Fixture	79.9	0.0	79.9
<b>Total</b>	Lumens	3866.0	0.0	3866.0
	% Fixture	100.0	0.0	100.0

**Coefficient of Utilization**

**ZONAL LUMENS:**

Zone	Lumens	% Fixture
0°-10°	54.5	1.4
10°-20°	143.9	3.7
20°-30°	227.6	5.9
30°-40°	367.4	9.5
40°-50°	543.5	14.1
50°-60°	698.8	18.1
60°-70°	865.3	22.4
70°-80°	871.9	22.6
80°-90°	93.1	2.4
90°-100°	0.0	0.0
100°-110°	0.0	0.0
110°-120°	0.0	0.0
120°-130°	0.0	0.0
130°-140°	0.0	0.0
140°-150°	0.0	0.0
150°-160°	0.0	0.0
160°-170°	0.0	0.0
170°-180°	0.0	0.0
0°-90°	3866.0	100.0
0°-180°	3866.0	100.0



REPORT NUMBER: P227909

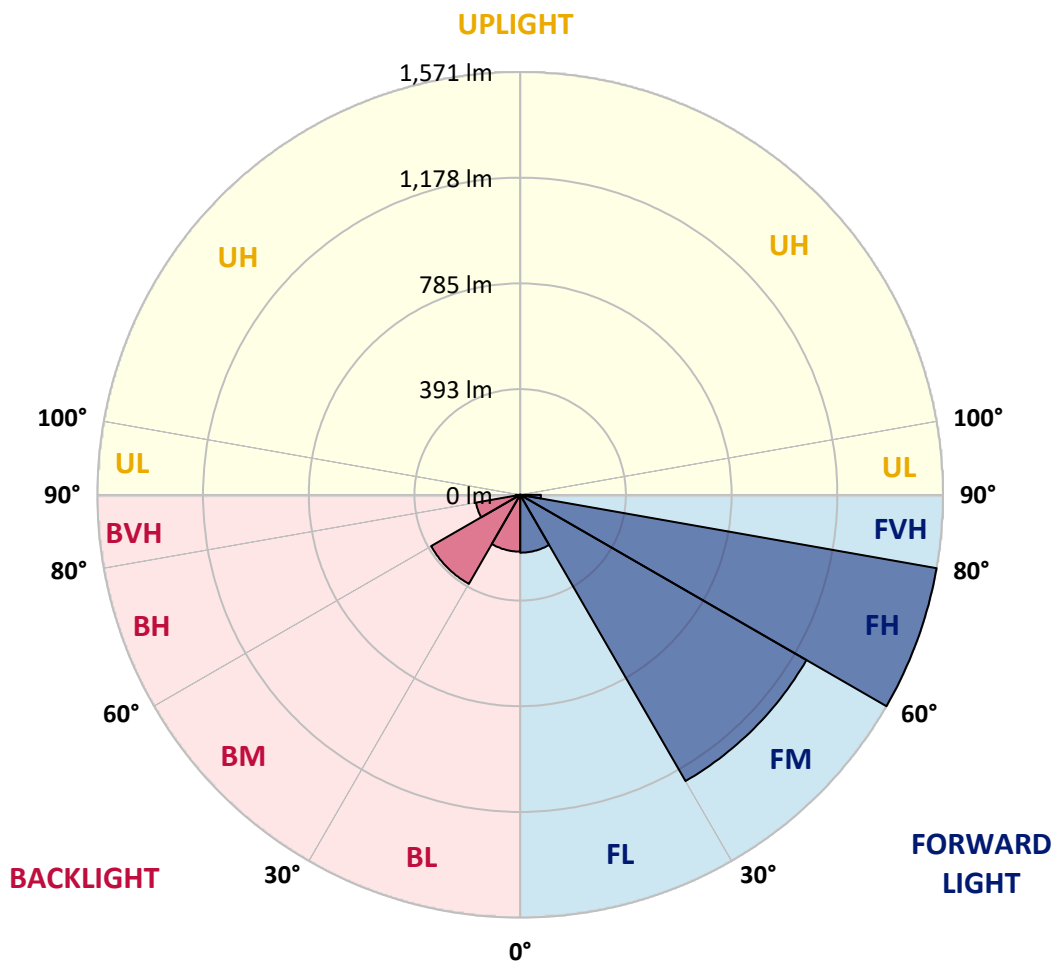
CATALOG NUMBER: ISC-AF-600-LED-E1-T4FT-7050

**LUMINAIRE CLASSIFICATION SYSTEM LUMEN TABLE AND BUG RATING:**

Zone		Lumens	% Fixture	Zone Rating/Lumen Limit		
				B	U	G
FL	(0°-30°)	215.0	5.6			
FM	(30°-60°)	1227.6	31.8			
FH	(60°-80°)	1570.5	40.6			G1/1800
FVH	(80°-90°)	77.0	2.0			G1/100
BL	(0°-30°)	211.0	5.5	B1/500		
BM	(30°-60°)	382.1	9.9	B1/1000		
BH	(60°-80°)	166.7	4.3	B1/500		G1/500
BVH	(80°-90°)	16.1	0.4			G1/100
UL	(90°-100°)	0.0	0.0		U0/0	
UH	(100°-180°)	0.0	0.0		U0/0	

**BUG Rating: B1-U0-G1**

Type IV Short





REPORT NUMBER: P227909

CATALOG NUMBER: ISC-AF-600-LED-E1-T4FT-7050

**CANDELA DISTRIBUTION (FULL):**

	0°	5°	15°	25°	35°	37°	45°	55°	65°	75°	85°
0°	580.8	580.8	580.8	580.8	580.8	580.8	580.8	580.8	580.8	580.8	580.8
2.5°	564.0	562.7	561.4	561.4	564.0	564.0	565.3	566.6	567.9	571.7	576.9
5°	548.5	547.2	545.9	547.2	551.1	551.1	555.0	557.5	560.1	566.6	573.0
7.5°	527.9	527.9	526.6	531.7	535.6	534.3	539.5	542.1	548.5	555.0	565.3
10°	500.8	500.8	500.8	507.2	513.7	513.7	517.5	524.0	529.1	538.2	551.1
12.5°	477.5	476.2	476.2	481.4	489.1	490.4	496.9	505.9	512.4	524.0	538.2
15°	469.8	467.2	460.7	460.7	464.6	464.6	474.9	487.8	498.2	509.8	526.6
17.5°	471.1	467.2	450.4	445.3	445.3	446.5	456.9	471.1	484.0	498.2	520.1
20°	482.7	476.2	445.3	433.6	431.1	432.4	441.4	455.6	471.1	490.4	515.0
22.5°	533.0	522.7	464.6	438.8	427.2	427.2	432.4	447.8	467.2	493.0	524.0
25°	649.2	632.4	529.1	482.7	447.8	444.0	434.9	450.4	473.7	504.6	549.8
27.5°	767.9	751.1	609.2	558.8	504.6	493.0	459.5	463.3	489.1	530.4	588.5
30°	867.3	853.1	709.8	651.8	579.5	566.6	515.0	490.4	516.2	566.6	646.6
32.5°	875.0	868.6	818.2	758.9	671.1	653.0	584.6	545.9	558.8	615.6	709.8
35°	947.3	942.1	915.0	858.3	770.5	749.8	677.6	618.2	614.3	669.8	782.1
37.5°	1018.3	1011.8	993.8	955.0	873.7	857.0	800.2	704.7	677.6	733.1	853.1
40°	1085.4	1076.4	1053.1	1031.2	971.8	971.8	911.2	787.3	738.2	788.6	912.5
42.5°	1209.3	1180.9	1119.0	1102.2	1085.4	1085.4	996.3	844.1	787.3	849.2	969.2
45°	1328.0	1300.9	1217.0	1183.5	1192.5	1187.4	1064.7	876.3	831.1	906.0	1023.4
47.5°	1422.2	1397.7	1312.5	1289.3	1315.1	1294.5	1121.5	902.1	886.6	966.7	1068.6
50°	1506.1	1448.1	1365.5	1396.4	1428.7	1393.8	1171.9	940.8	942.1	1031.2	1134.4
52.5°	1391.3	1384.8	1402.9	1475.2	1506.1	1467.4	1217.0	989.9	1001.5	1113.8	1209.3
55°	1253.2	1251.9	1357.7	1498.4	1535.8	1499.7	1246.7	1049.3	1063.5	1215.7	1303.5
57.5°	1226.1	1213.2	1285.4	1449.3	1517.7	1491.9	1262.2	1104.8	1122.8	1344.8	1396.4
60°	1313.8	1289.3	1277.7	1396.4	1479.0	1466.1	1281.6	1170.6	1195.1	1491.9	1482.9
62.5°	1504.8	1471.3	1388.7	1400.3	1475.2	1464.8	1328.0	1248.0	1276.4	1639.1	1531.9
65°	1757.8	1733.3	1601.6	1507.4	1535.8	1521.6	1411.9	1346.1	1361.6	1744.9	1476.4
67.5°	2035.3	2001.7	1858.5	1729.4	1693.3	1666.2	1544.9	1462.3	1406.8	1729.4	1328.0
70°	2348.9	2312.8	2188.9	2055.9	1994.0	1964.3	1777.2	1562.9	1390.0	1559.0	1048.0
72.5°	2734.8	2685.7	2617.3	2631.5	2621.2	2538.6	2147.6	1596.5	1267.4	1160.3	625.9
75°	2450.9	2395.4	2407.0	2761.9	3252.3	3248.4	2576.0	1513.9	944.7	547.2	271.0
77.5°	878.9	971.8	1433.9	2068.8	2727.0	2723.2	1994.0	947.3	405.2	233.6	163.9
80°	220.7	224.6	356.2	849.2	1592.6	1579.7	1130.6	357.5	169.1	142.0	112.3
82.5°	71.0	76.1	130.4	293.0	681.4	666.0	351.0	117.4	105.8	91.6	68.4
85°	23.2	23.2	46.5	100.7	224.6	215.5	71.0	42.6	58.1	47.8	31.0
87.5°	0.0	0.0	1.3	2.6	5.2	2.6	0.0	2.6	7.7	9.0	6.5
90°	0.0	0.0	0.0	0.0	0.0	0.0	0.0	0.0	0.0	0.0	0.0



REPORT NUMBER: P227909

CATALOG NUMBER: ISC-AF-600-LED-E1-T4FT-7050

**CANDELA DISTRIBUTION (continued):**

	90°	95°	105°	115°	125°	135°	145°	155°	165°	175°	180°
0°	580.8	580.8	580.8	580.8	580.8	580.8	580.8	580.8	580.8	580.8	580.8
2.5°	580.8	579.5	584.6	588.5	589.8	593.7	597.5	600.1	598.8	597.5	597.5
5°	579.5	580.8	589.8	597.5	604.0	610.5	615.6	618.2	616.9	616.9	616.9
7.5°	571.7	576.9	587.2	600.1	609.2	613.0	614.3	610.5	607.9	604.0	604.0
10°	558.8	566.6	583.4	597.5	601.4	596.3	588.5	580.8	570.4	564.0	564.0
12.5°	548.5	557.5	578.2	589.8	584.6	571.7	555.0	542.1	531.7	524.0	522.7
15°	539.5	551.1	573.0	575.6	564.0	542.1	520.1	505.9	494.3	489.1	489.1
17.5°	533.0	548.5	567.9	560.1	536.9	508.5	487.8	476.2	467.2	462.0	460.7
20°	534.3	553.7	562.7	540.8	507.2	477.5	458.2	451.7	445.3	442.7	442.7
22.5°	548.5	566.6	561.4	524.0	480.1	446.5	433.6	432.4	429.8	427.2	425.9
25°	579.5	592.4	565.3	507.2	451.7	418.2	411.7	415.6	414.3	411.7	411.7
27.5°	622.1	624.7	571.7	490.4	420.7	391.1	391.1	397.5	394.9	391.1	393.6
30°	673.7	659.5	574.3	463.3	384.6	365.2	369.1	373.0	370.4	365.2	365.2
32.5°	729.2	695.6	574.3	428.5	349.8	342.0	343.3	344.6	339.4	333.0	333.0
35°	783.4	730.5	567.9	387.2	322.7	318.8	317.5	322.7	318.8	309.7	309.7
37.5°	835.0	757.6	551.1	344.6	302.0	300.7	304.6	302.0	296.8	283.9	281.4
40°	871.2	775.7	517.5	309.7	285.2	293.0	290.4	276.2	268.4	259.4	259.4
42.5°	903.4	784.7	476.2	282.6	273.6	283.9	273.6	255.5	245.2	243.9	245.2
45°	933.1	792.4	436.2	260.7	259.4	273.6	260.7	241.3	229.7	229.7	231.0
47.5°	961.5	800.2	396.2	240.1	242.6	258.1	250.4	231.0	219.4	211.7	211.7
50°	1006.7	818.2	338.1	218.1	223.3	245.2	242.6	220.7	207.8	196.2	193.6
52.5°	1060.9	849.2	274.9	194.9	209.1	233.6	233.6	211.7	197.5	182.0	179.4
55°	1133.1	882.8	220.7	178.1	194.9	220.7	224.6	207.8	187.1	172.9	170.4
57.5°	1205.4	894.4	178.1	161.3	176.8	207.8	218.1	200.0	175.5	165.2	163.9
60°	1255.8	857.0	149.7	147.1	163.9	192.3	209.1	191.0	167.8	157.5	157.5
62.5°	1248.0	743.4	134.2	138.1	153.6	180.7	201.3	183.3	162.6	156.2	154.9
65°	1138.3	561.4	121.3	130.4	144.5	169.1	193.6	179.4	160.0	153.6	151.0
67.5°	958.9	373.0	112.3	122.6	135.5	160.0	187.1	174.2	152.3	148.4	145.8
70°	694.3	218.1	103.2	114.9	126.5	149.7	178.1	163.9	143.3	140.7	134.2
72.5°	375.6	136.8	92.9	104.5	114.9	136.8	163.9	151.0	131.6	121.3	117.4
75°	171.7	99.4	82.6	92.9	100.7	120.0	147.1	132.9	117.4	104.5	102.0
77.5°	114.9	74.9	69.7	80.0	83.9	100.7	130.4	105.8	91.6	82.6	80.0
80°	78.7	55.5	56.8	65.8	64.5	80.0	98.1	85.2	72.3	74.9	68.4
82.5°	50.3	38.7	43.9	46.5	45.2	60.7	76.1	64.5	54.2	45.2	38.7
85°	21.9	20.6	25.8	27.1	27.1	33.6	40.0	32.3	24.5	18.1	18.1
87.5°	1.3	2.6	2.6	3.9	2.6	1.3	0.0	0.0	0.0	0.0	0.0
90°	0.0	0.0	0.0	0.0	0.0	0.0	0.0	0.0	0.0	0.0	0.0

(END OF REPORT)